

## Model 600A-04 Duratemp® Thermometer



### FEATURES

- Exclusive movementless design resists shock and vibration – no gears to wear or misalign resulting in increased instrument life
- Gas-operated molecular sieve
- No elevation error
- Mercury free
- One bulb size for all ranges
- ±1% full-span accuracy
- Maxivision® dial
- Limited five-year warranty

The phenolic case construction is ideal for most ambient conditions. Flush or surface mounting. Snap ring permits pointer adjustment. Available in 4½", 6" dial sizes.

- Model:** 600A-04  
**Accuracy:** ±1% of span.  
**Case Style:** Phenolic, snap ring  
**Dial Size:** 4½" or 6" Maxivision® linear anti-parallax dial black markings on a white dial  
**Window:** Glass, shatterproof glass and plastic are optional.  
**Mounting and connection:** Surface/flush/lower/rear (C03,C08,C38 or C16)  
**Ambient Temperature:** 160°F/71°C  
**Bulb size:** 3" long by 3/8" O.D.  
**Bulb Material:** 316 Stainless steel  
**Bulb Styles:** - 12" Bendable extension w/ ½ NPT

- union connection (B01)
- Plain bulb with rigid extension no union (B03)
- Plain bulb with rigid extension ½ NPT union on armor (B08)
- 18" Bendable extension w/ ½ NPT union connection (B17)
- 24" Bendable extension w/ ½ NPT union connection (B18)

### Capillary Material:

300 Stainless steel

### Line length:

5' – 80' in standard increments (See table 5)

### Armor:

AISI 302 Spring Armor standard, interlock 303 SS, PVC coated, plain and no armor are optional.

### Ranges:

-300/200°F — 400/1200°F  
 -200/100°C — 200/650°C  
 Dual scale ranges available

### Over Range:

125% of span

### Head/Elevation Error:

None

### Product Options:

- Dial Markings **XDM**
- Externally adjustable red set hand **XEO**
- Externally adjustable **XEP**
- Externally adjustable min. pointer **XEQ**
- Non-glare glass **XNG**
- Paper Tag **XNN**
- Stainless steel tag **XNH**
- Plastic Window **XPD**
- Shatterproof glass **XSG**
- Stationary Red Hand Set **XSH**

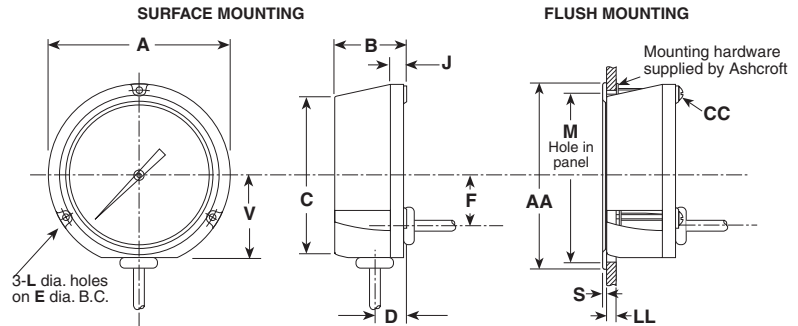
### HOW TO ORDER

600A	04		C03					B01		A1		L07		AK	
	Table 1		Table 2					Table 3		Table 4		Table 5		Table 6	
	CASE STYLE		CASE STYLE		MOUNTING CONNECTION			BULB STYLES		ARMOR STYLE		LINE LENGTH		RANGES	
CODE	DESCRIPTION	CODE	SIZE	SURFACE	FLUSH	LOWER	REAR	CODE	DESCRIPTION	CODE	DESCRIPTION	CODE	DESCRIPTION	CODE	DESCRIPTION
04	Phenolic Snap Ring	C03	4½"	✓		✓		B01	12" Bendable extension with ½ NPT union connection	A1	Stainless Steel Spring	L01	5'	AB	-320/200°F
		C08	4½"	✓			✓	B03	Plain bulb with rigid extension, no union			L03	10'	AE	-100/100°F
		C38	4½"		✓		✓	B08	Plain bulb with rigid extension, ½ NPT union on armor			L07	20'	AG	-40/180°F
		C16	6"	✓		✓		B17	18" Bendable extension with ½ NPT union connection			L09	30'	AK	20/240°F
								B18	24" Bendable extension with ½ NPT union connection			L13	50'	AL	50/300°F
									*Minimum recommended insertion length ("u" dimension) in liquids is 4 inches and in gases is 6 inches for standard ¾ x 3" bulb			L19	80'	AN	50/550°F
														AR	50/750°F
														AT	400/1200°F
														AY	-200/100°C
														BL	-80/40°C
														BN	-40/80°C
														BS	0/120°C
														BT	10/150°C
														BU	0/300°C
														BW	0/400°C
														BJ	200/650°C
														<b>DUAL RANGES</b>	
														CE	20/240°F
															0/120°C
														CF	50/550°F
															0/300°C
														DR	50/300°F
															10/150°C
														DT	-40/180°F
															-40/80°C

**Note:** Thermowells must be used on any application where the bulb of the thermometer may be exposed to pressure, corrosive fluids, or velocity. Additionally, the use of a thermowell permits instrument interchangeability or recalibration without shutting down the process.

# Model 600A-04 Duratemp® Thermometer

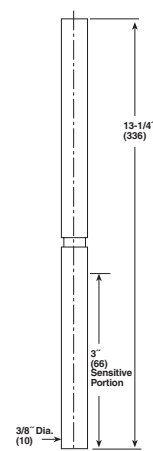
## Case Dimensions



Dial Size Inches	A	B	C	D	E	F	J	L	M	S	V	AA	CC	LL	PP
4½	5 13/16 (148)	2 5/16 (59)	5 1/16 (129)	1 1/16 (25)	5 3/8 (137)	1 (41)	3/8 (14)	3/16 (5,5)	5 5/16 (148)	1 1/16 (37)	2 1/8 (67)	6 (154)	#10-32	3/16-3/8 (2)-(13)	#10-24 x 1/2
6	7 3/8 (194)	2 3/8 (60)	6 3/8 (129)	1 1/4 (27)	7 (178)	2 1/4 (54)	3/8 (16)	3/16 (7)	7 1/4 (5)	3/8 (5)	3 1/2 (89)	7 3/8 (197)	#10-32	3/8-3/4 (2)-(13)	1/4-24 x 1/2

NOTE: Dimensions in inches, ( ) are millimeters.

## Bulb Style and Armor Dimensions

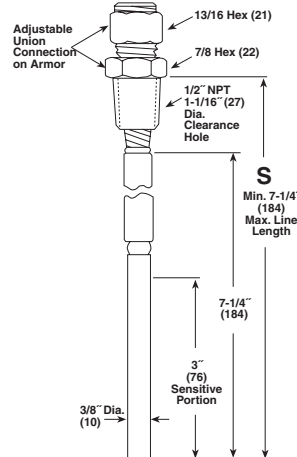


### Style B03

13" plain bulb for applications used in open tanks where pressures and velocities are negligible.

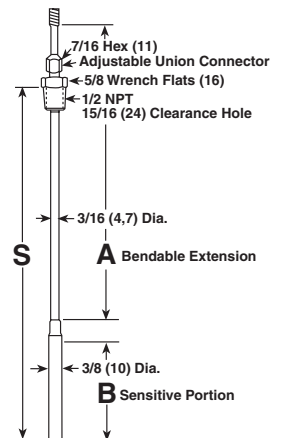
### Armor Style A1

AISI 302 stainless steel spring armor is supplied as standard. Originally designed for U.S. Navy Hi Shock thermometers



### Style B08

The compression fitting fastens anywhere along the armored line. This bulb style is well suited for insertion requirements in excess of 13 1/2". The B08 style is not a pressure tight connection. A thermowell is recommended for this style and for all bulb styles.



### Style B01, B17 & B18

Are bendable extensions with union connections. B01 (12" bendable extension) is the standard Duratemp bulb style and is suitable for a variety of insertion lengths and lagging requirements. B17 is a 18" bendable extension, B18 is a 24" bendable extension. The union connection on all three styles is pressure tight and can be freely moved the entire length of the bendable portion. After installation, the bendable extension may be formed to suit the application.

Bulb Code	Bulb Size "B"	"A"	"S" Max.	"S" Min.
B01	3 (76)	12 (305)	15 (381)	4 (102)
B17	3 (76)	18 (457)	21 (533)	4 (102)
B18	3 (76)	24 (610)	27 (686)	4 (102)