

Data Sheet


3 & 5 Valve Direct Mount Manifolds - V03 Series for 1132 & 1133 Series DP Gauges

FEATURES


- 62.1 mm center-point instrument side connection for direct attachment
- 3-valve manifolds isolate each port and equalize pressure for instrument maintenance
- 5-valve manifolds isolate and bleed the process for each port as well as equalize pressure for instrument maintenance
- Externally adjustable gland
- Reinforced gland body protection
- Blowout protection

TYPICAL USES


- Oil & gas industry
- Chemical industry
- Power plants



Direct Mount 5-Valve Manifold and 1133 Differential Pressure Gauge



Direct Mount 5-Valve Manifold



Direct Mount 3-Valve Manifold

SPECIFICATIONS

Process Conn:	¼ NPT Female, ½ NPT Female
Instrument Conn:	¼ NPT Male Swivel Adapter
Construction:	316L Stainless steel
Max Pressure	
Rating:	6,000 psi (414 bar) at 100 °F (38 °C)
Max Temperature	
Rating:	100 °F (38 °C)

COMPONENTS

MATERIAL

Wetted

Body	316L Stainless steel
Gland body	316L Stainless steel
Spindle	316L Stainless steel
Needle tip	316L Stainless steel
Washer	316L Stainless steel
Gland seal	PTFE
Plug ¼ NPT (M)	316L Stainless steel

Non-Wetted

Gland retainer	304 Stainless steel
Check nut	304 Stainless steel
Handle	304 Stainless steel
Lock pin	304 Stainless steel
Dust cap	PVC

KEY BENEFITS

- PTFE Packing
- Dust cap protects internals from contaminants
- direct Mounting to Ashcroft 1132 & 1133 DP Gauges

Data Sheet

3 & 5 Valve Direct Mount Manifolds - V03 Series for 1132 & 1133 Series DP Gauges

ORDERING CODE

Example:	50	V03	3VB	SS	86	XP7
Process Connection						
25 - 1/4 NPT Female						
50 - 1/2 NPT Female	50					
Series Code						
V03-Valve		V03				
Version						
3VB 3 Valve manifold			3VB			
5VB 5 Valve manifold						
Material						
SS - 316 Stainless steel				SS		
Instrument Connection						
86 - Direct mount only (1/4 - 1/4 swivel nut adapters)						
Options (If choosing an option(s) must include an "X")						
HY - Hydrostatic testing						X__
NH - Stainless steel tag						
P7 - Compliance with power piping ASME B31.1						P7
5G - Valve attached to instrument						
2G - Graphite packing						

DIMENSIONS (dimensions are decimal inches)

