

GC52 Differential Pressure Transmitter

Features

- Bright backlit 4-digit LCD display
- Scaling function allows display to indicate user defined physical units
- Internal “push-button” configurability allows quick range changes
- “Loop Check” function allows unit to output 4-20 mA without applying pressure
- Linear flow output and totalization via square root extraction

Typical Uses

- Pressurized & non-pressurized tank levels
- Flow measurement (liquid/gas)
- Pollution monitoring equipment

Performance Specifications

Reference Temperature:	73 °F (23 °C)
Accuracy:	±0.50% of span (URL) Includes the effects of linearity, hysteresis, and repeatability
Stability:	±0.25% of span (URL)/year
Output Resolution:	0.1% of span (URL)
Model:	4 digit, 10 mm LCD with LED backlight

Environmental Specifications

Temperature Effects:	(-10 °C to 60 °C) ±0.03% FS/C°
Temperature Limits:	Storage: 5 °F to 150 °F (-15 °C to 65 °C) Operating: 14 °F to 140 °F (-10 °C to 60 °C) Compensated: 14 °F to 140 °F (-10 °C to 60 °C)

Functional Specifications

Static (Line) Pressure		
Pressure Range:	Proof:	Burst:
4 IWC to ≤400 IWC	300 psi	800 psi
Single Side (Differential)		
Pressure Range:	Proof:	Burst:
≤8 IWC, ±4 IWC	30 psid	130 psid
≥20 IWC, ±8 IWC	100 psid	130 psid
Static (Line) Pressure Effects		
Pressure Range:	Effect:	
≥20 IWC, ±8 IWC	±0.3% Range/100 psi (URL)	
8 IWC, ±4 IWC	±0.7% Range/100 psi (URL)	
4 IWC	±1.5% Range/100 psi (URL)	
Response Time:	100 ms (user adjustable)	
Vibration:	5 g's 150 Hz	
Shock Effect:	10 g's 16 ms	



GC52 Pressure Transmitter



Key Benefits

- Up to 8X smaller than a conventional process transmitter
- Compact, robust design
- Easily rotatable display, 90° increments
- Robust NEMA 4 (IP66) aluminum die cast housing

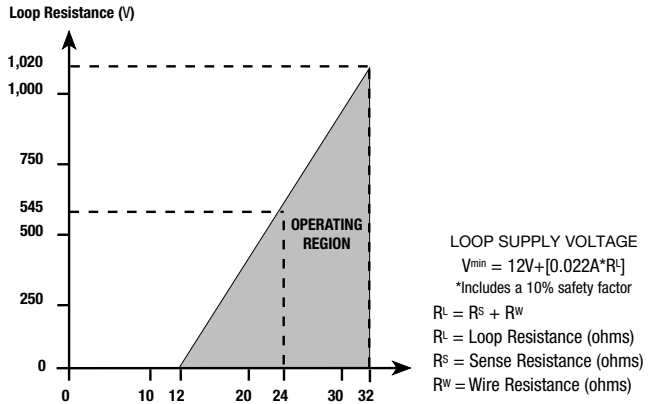
Electrical Specifications

Output Signal:	4-20 mA (2 Wire)
Supply Voltage:	12-32 Vdc
Rangeability/ Adjustment:	Zero -10% to 110% Span Span -10% to 110% Span (Accuracy and output resolution based upon full scale (URL) value)
Insulation Resistance:	50 Vdc (>100 MΩ)
EMC Compliance:	EMC Directive 2004/108/EC IEC/EN 61326-1: 2006 (EMI Class A/ EMS Table 2) IEC/EN 61326-2-3: 2006 ((Annex BB (Pressure Transducer))
Circuit Protection:	Reverse polarity and miswire protected

GC52 Differential Pressure Transmitter

Physical Specifications	
Weight:	Approx. 1.0 lb.
Environmental Rating:	IP66/NEMA 4
Mounting:	Mounting bracket included
Pressure Connection:	¼ NPT Female
Electrical Connection (External):	½ NPT Female Conduit Cable Gland (Cable diameters 0.35" to 0.47")
Wetted Components	
Diaphragm	Process Connection
316 SS, Viton™ & Alumina Ceramic	316 SS
Media Compatibility Fluids and gases compatible with 316 SS, Viton™ and Alumina Ceramic	
Non-Wetted Components	
Enclosure Aluminum, epoxy coated	

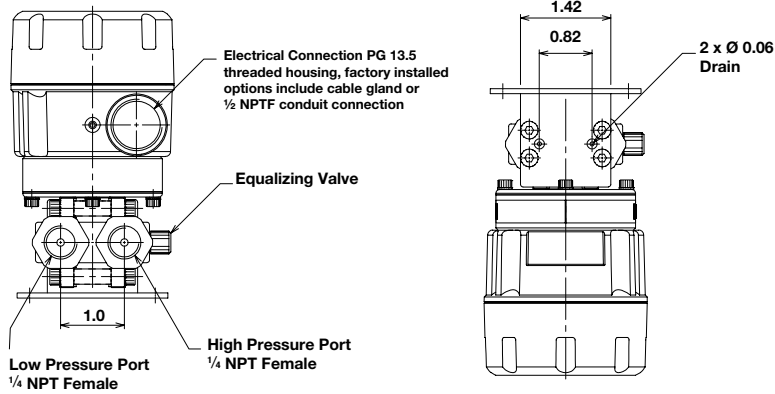
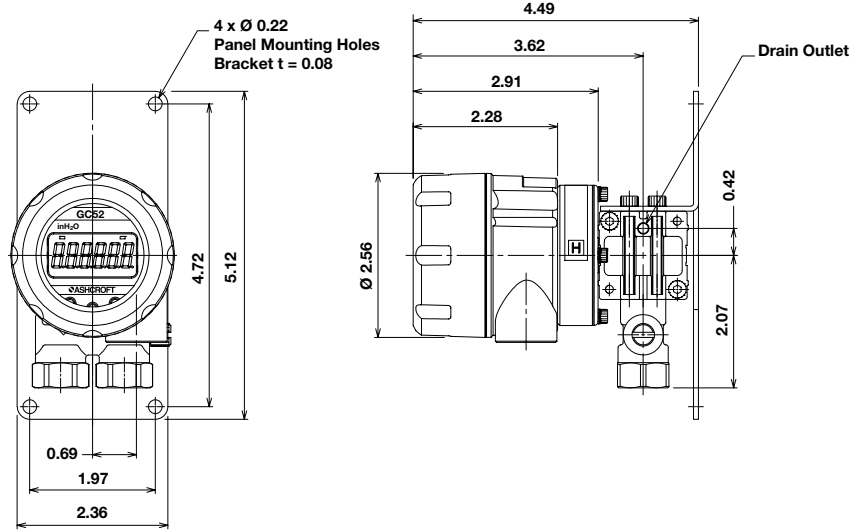
Optional Features	
Calibration Report:	9 point traceable calibration certificate
Pressure Connection:	54 mm conversion joint for 3-way manifold
Load Limitations 4-20 mA Output Only	



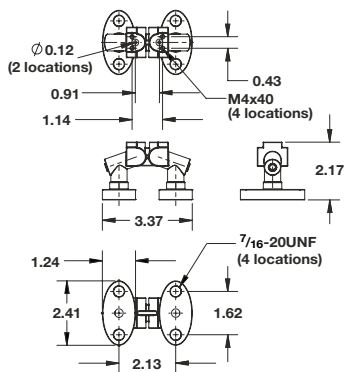
Ordering Code	Example:	GC52	7	F02	42	CG	4IWL	-XRH
Model		GC52						
GC52 - Rangeable wet/wet differential pressure transmitter		GC52						
Accuracy			7					
7 - ±0.50% of span			7					
Pressure Fitting				F02				
F02 - ¼ NPT Female				F02				
Output Signal					42			
42 - 4-20 mA Output signal					42			
Electrical Connection						CG		
CG - Cable gland						CG		
CD - ½ NPT Female conduit								
Pressure Range								
Bidirectional (compound)							4IWL	
4IWL - ±4 IWC							4IWL	
8IWL - ±8 IWC								
20IWL - ±20 IWC								
40IWL - ±40 IWC								
80IWL - ±80 IWC								
200IWL - ±200 IWC								
Unidirectional (differential or gauge)								
4IW - 0-4 IWC								
8IW - 0-8 IWC								
20IW - 0-20 IWC								
40IW - 0-40 IWC								
80IW - 0-80 IWC								
200IW - 0-200 IWC								
400IW - 0-400 IWC								
Option (if including an option(s) must include an "X")								X__
C4 - Traceable 9 point calibration certificate for digital display only								
NH - Stainless steel tag with customer supplied information								
RH - 9 pt. Traceable 9 point calibration certificate for 4-20 mA output only								RH

GC52 Differential Pressure Transmitter

Dimensions



54mm Conversion Joint Body Part Number 141A444-01



Note: The (4) socket head bolts are type M4x40 and use a 3 mm Hex allen wrench.