



14th Floor, Centre Tower
3300 Bloor Street West
Toronto, Ontario
Canada M8X 2X4
Tel.: 416.734.3300
Fax: 416.231.1626
Toll Free: 1.877.682.8772

www.tssa.org

March 12, 2014

CHRISTIAN BLATHERWICK
ASHCROFT INC.
250 E MAIN STREET
STRATFORD CT 06614
US

Service Request Type.: BPV-National ACI Central
Service Request No.: 1328410
Your Reference No.: ISO-RING TYPE 80, TYPE 81
Registered to.: ASHCROFT INC.

Dear CHRISTIAN BLATHERWICK,

Please find enclosed the original response from PEI,NS,NB,NFLD,YK,NWT,NU, registered under the CRN No.: 0F16596.59870YTN.

As all jurisdictional fees are handled by the Technical Standards and Safety Authority (TSSA), you do not pay any jurisdictions directly.

Should you have any questions or require further assistance, I will be happy to assist you. For general enquiries, please contact a Customer Service Advisor at 1.877.682.TSSA (8772) or e-mail customerservices@tssa.org. When contacting TSSA regarding this file, please refer to the Service Request number provided above.

Yours truly,

Tanya Francis
Administrative Assistant_ BPV Engineering
Tel. : 416-734-3423
Fax : 416-231-6183
Email : tfrancis@tssa.org


UNIFORM STATUTORY DECLARATION FORM FOR THE REGISTRATION OF FITTING DESIGNS

NEW BRUNSWICK
 NUNAVUT

NOVA SCOTIA
 YUKON

PRINCE EDWARD ISLAND
 NORTHWEST TERRITORIES

NEWFOUNDLAND AND LABRADOR

MANUFACTURERS NAME: Ashcroft, Inc	
MANUFACTURERS ADDRESS: 250 Main Street, Stratford, CT, USA	
PLANT LOCATIONS: per above.	
<p align="center">CATEGORY OF FITTINGS TO BE REGISTERED. CIRCLE ONE CATEGORY ONLY</p> <p>A Pipe fittings, including couplings, tees, elbows, Ys, plugs, unions, pipe caps, or reducers B Flanges: all flanges C Valves: all line valves D Expansion joints, flexible connections, and hose assemblies: all types E Strainers, filters, separators, and steam traps <input checked="" type="radio"/> F Measuring devices, including pressure gauges, level gauges, sight glasses, levels, or pressure transmitters G Certified capacity-rated pressure relief devices acceptable as primary over pressure protection on boilers, pressure vessels, piping and fusible plugs H Pressure retaining components that do not fall into one of the above categories N Nuclear components: Class 1 <input type="checkbox"/> Class 2 <input type="checkbox"/> Class 3 <input type="checkbox"/>, (Meeting CNSC or ASME requirements)</p>	<p align="center">TITLE OF THE STANDARD OF CONSTRUCTION</p> <p>ASME B31.3</p>
<p>SHOW MANUFACTURERS NAME, TRADEMARK, OR LOGO AS IT WILL APPEAR ON THE PRODUCT</p> <div align="center" style="font-size: 2em; font-weight: bold;">  </div>	<p align="center">TYPE OF CONSTRUCTION</p> <p>FORGED <input type="checkbox"/> WELDED <input type="checkbox"/> WROUGHT <input type="checkbox"/> CAST <input type="checkbox"/> OTHER <input checked="" type="checkbox"/> DESCRIBE OTHER: Machined</p>
<p>LIST OF SUPPORTING DOCUMENTATION AND IDENTIFICATION OF THE ACTUAL ITEMS TO BE REGISTERED:</p> <p>ISO-RING, TYPE 80 (WAFER), TYPE 81 (BOLT THRU); scope of registration summary: SOR-ISO01-REV0</p>	

DECLARATION:

I Philip Reed (see note 3) employed by Ashcroft, Inc. and being the person having full authority and responsibility for the quality of the end product do solemnly declare that the information contained in this form is true and to the best of my knowledge represents the product for which registration is sought. The dimensions, materials of construction, pressure temperature ratings, and identification markings are in accordance with the herein named standards. I further declare that the manufacture of these fittings is regulated by a Quality Control Program which extends to each plant where fabrication occurs in whole or in part and has been verified by Lloyd's Register Quality Assurance as being suitable for that purpose and I make this solemn declaration conscientiously believing it to be true, and knowing that it is of the same force and effect as if made under oath.


Signature of Declarer: [Signature]

Declared before me at Stratford, CT

This 8 day of January AD 2014

Commissioner of Oaths or Notary Public: (sign) [Signature]

(Affix Official seal to the right)



This space for Regulatory Authority use BOILER & PRESSURE VESSEL ACT This registration must be revalidated after ten (10) years from the date of acceptance.	
CRN: <u>0F16596.5</u> FID#: <u>2433</u>	REGISTRATION ONLY CRN: <u>0F16596.57</u> EXAMINER: <u>[Signature]</u> for CHIEF BOILER INSPECTOR DATE: <u>02/07/2014</u>
Notes: 1. All fittings shall be registered in the name of the Manufacturer. 2. Each category shall be supported with two Statutory Declaration forms and one copy of supporting documentation. 3. The declaration shall be made by the person having full authority and responsibility for the quality of the end product. 4. Quality control programs shall be resubmitted for validation at a maximum interval of five (5) years.	
<input type="checkbox"/> BLRS <input type="checkbox"/> FV Sec 1.0 - Fittings Rev. 1 06/2003 <input type="checkbox"/> FITTINGS <input type="checkbox"/> COMPONENTS	


UNIFORM STATUTORY DECLARATION FORM FOR THE REGISTRATION OF FITTING DESIGNS

NEW BRUNSWICK
 NUNAVUT

NOVA SCOTIA
 YUKON

PRINCE EDWARD ISLAND
 NORTHWEST TERRITORIES

NEWFOUNDLAND AND LABRADOR

MANUFACTURERS NAME: <u>Willy Instrumentos De Medicao E Controle LTDA.</u>	
MANUFACTURERS ADDRESS: <u>Rua Joao Pessoa, 620, Centro, 09520-000 - Sao Caetano Do Sul/SP, Brazil</u>	
PLANT LOCATIONS: <u>per above.</u>	
<p align="center">CATEGORY OF FITTINGS TO BE REGISTERED. CIRCLE ONE CATEGORY ONLY</p> <p>A Pipe fittings, including couplings, tees, elbows, Ys, plugs, unions, pipe caps, or reducers B Flanges: all flanges C Valves: all line valves D Expansion joints, flexible connections, and hose assemblies: all types E Strainers, filters, separators, and steam traps <input checked="" type="radio"/> F Measuring devices, including pressure gauges, level gauges, sight glasses, levels, or pressure transmitters G Certified capacity-rated pressure relief devices acceptable as primary over pressure protection on boilers, pressure vessels, piping and fusible plugs H Pressure retaining components that do not fall into one of the above categories N Nuclear components: Class 1 <input type="checkbox"/> Class 2 <input type="checkbox"/> Class 3 <input type="checkbox"/>, (Meeting CNSC or ASME requirements)</p>	<p>TITLE OF THE STANDARD OF CONSTRUCTION ASME B31.3</p>
<p>SHOW MANUFACTURERS NAME, TRADEMARK, OR LOGO AS IT WILL APPEAR ON THE PRODUCT</p> <div align="center" style="font-size: 2em; font-weight: bold;">  </div>	<p>TYPE OF CONSTRUCTION FORGED <input type="checkbox"/> WELDED <input type="checkbox"/> WROUGHT <input type="checkbox"/> CAST <input type="checkbox"/> OTHER <input checked="" type="checkbox"/> DESCRIBE OTHER: Machined</p>
<p>LIST OF SUPPORTING DOCUMENTATION AND IDENTIFICATION OF THE ACTUAL ITEMS TO BE REGISTERED: ISO-RING, Type 80 (WAFER), TYPE 81 (BOLT THRU); scope of registration summary SOR-ISO01-REV0</p>	

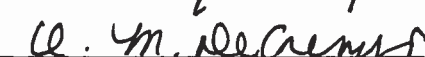
DECLARATION:

I Philip Reed (see note 3) employed by Willy Instrumentos and being the person having full authority and responsibility for the quality of the end product do solemnly declare that the information contained in this form is true and to the best of my knowledge represents the product for which registration is sought. The dimensions, materials of construction, pressure temperature ratings, and identification markings are in accordance with the herein named standards. I further declare that the manufacture of these fittings is regulated by a Quality Control Program which extends to each plant where fabrication occurs in whole or in part and has been verified by Bureau Veritas as being suitable for that purpose and I make this solemn declaration conscientiously believing it to be true, and knowing that it is of the same force and effect as if made under oath.

Signature of Declarer: 

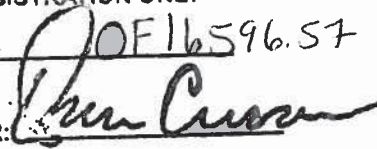
Declared before me at Stratford CT

This 8 day of January AD 2014

Commissioner of Oaths or Notary Public: (sign) 

(Affix Official seal to the right)



<p align="center">This space for Regulatory Authority use This registration must be revalidated after ten (10) years from the date of acceptance.</p> <p>CRN: <u>0F16596.5</u> FID#: <u>2433</u></p> <p>Notes: 1. All fittings shall be registered in the name of the Manufacturer. 2. Each category shall be supported with two Statutory Declaration forms and one copy of supporting documentation. 3. The declaration shall be made by the person having full authority and responsibility for the quality of the end product. 4. Quality control programs shall be resubmitted for validation at a maximum interval of five (5) years.</p>	<p align="center">REGISTRATION ONLY</p> <p>CRN <u>0F16596.57</u> EXAMINER: <u></u> for CHIEF BOILER INSPECTOR DATE: <u>02/07/2014</u></p> <p><input type="checkbox"/> BLRs <input type="checkbox"/> PVs Sect. 1.0 - Fittings Rev. 1 06/2003</p> <p><input type="checkbox"/> FITTINGS <input type="checkbox"/> COMPONENTS</p>
-------------------------------------------------------------------------------------------------------------------------------------------------------------------------------------------------------------------------------------------------------------------------------------------------------------------------------------------------------------------------------------------------------------------------------------------------------------------------------------------------------------------------------------------------------------------------------------------------------------------------------------------------------------------------------------------------------------------------------------------------------------------------------	-----------------------------------------------------------------------------------------------------------------------------------------------------------------------------------------------------------------------------------------------------------------------------------------------------------------------------------------------------------------------------------------------------------------------------------------------------------------------------------------------------------------------------------------